INCLUSIVE EXCELLENCE

COLORADO STATE UNIVERSITY

INCIDENTS OF BIAS

2022-23 REPORT

Office for Inclusive Excellence
645 S. Shields
Fort Collins, CO 80521

REPORTED INCIDENTS OF BIAS

A bias incident is any conduct, speech, or expression, motivated in whole or in part by bias or prejudice that is meant to intimidate, demean, mock, degrade, marginalize, or threaten individuals or groups based on that individual or group's actual or perceived identities.

FALL SEMESTER 2022
AUG 22 - DEC 18

96

TOTAL NUMBER OF BIAS REPORTS RECEIVED

2022/23
MAY 13, 2022 - MAY 12, 2023

219

TOTAL NUMBER OF BIAS REPORTS RECEIVED

PLEASE NOTE: This number represents the total reports submitted to the Bias Reporting System. One incident of bias may be reported several times.

SPRING SEMESTER 2023
JAN 17 - MAY 12

106

TOTAL NUMBER OF BIAS REPORTS RECEIVED

MONTHLY REPORT NUMBERS 2022 - 2023

MONTH	MAY 13 - JUN 13	JUN 14 - JUL 13	JUL 13 - AUG 13	AUG 14 - SEP 13	SEP 14 - OCT 13	OCT 14 - NOV 13	NOV 14 - DEC 13	DEC 14 - JAN 13	JAN 14 - FEB 13	FEB 14 - MAR 13	MAR 14 - APR 13	APR 14 - MAY 13
NUMBER OF INCIDENTS REPORTED	6	2	2	28	23	35	14	3	32	25	35	18

INCIDENTS REPORTED BY

- Staff
- Student
- Faculty
- Other
- Anonymous
- University Housing
- Student Resolution Center
- Not Affiliated

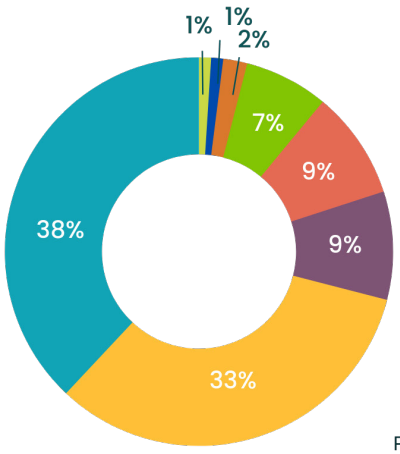

REPORTING METHOD

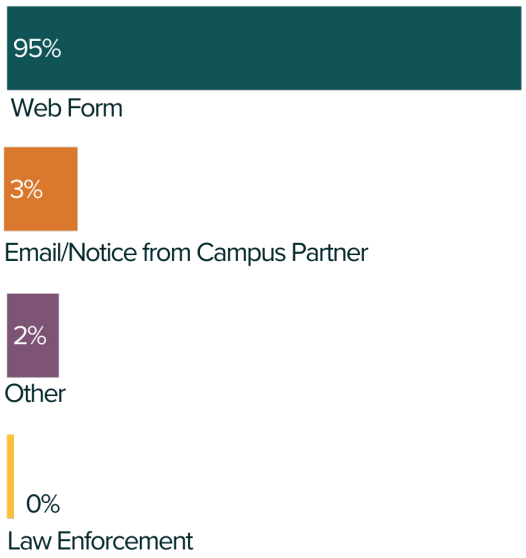

Percentages based on total number of reports during the academic year (219)

TYPE OF BIAS

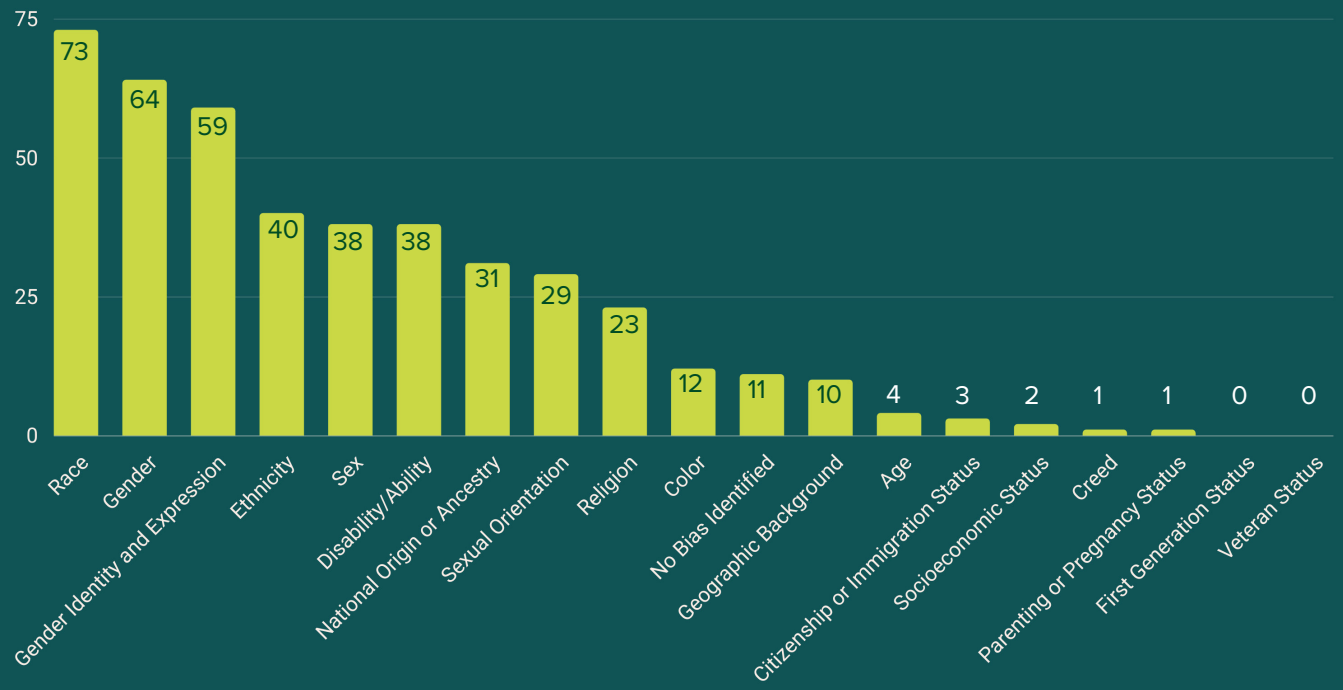

BIAS DELIVERY

Encompasses how the bias was presented in the roport

Speech
A broad term that includes not only verbal speech, but written speech includine emails

Graffiti/Vandalism
Includes destruction of property such as drawings, writing or carving, or damage to posters or boards

Online/Social Media/Email
Includes incidents that use Facebook, Twitter, Instagram, SnapChat, online messaging platforms, dating apps and more

Physical Attack
Defined as physical harm done to a person based on biases

Cases without an identification bias delivery form are not included in this chart. (78)

BIAS LOCATION

Bias location indicates where the incident took place. See the key below for informaiton about the locations.

On Campus Without An Identifiable Space
On campus without an identifiable space includes incidents on the CSU campus but did not have a building or campus location associated with the report.

Residential Spaces
Residential Spaces include incidents in residence halls, on-campus apartments, and dining halls.

Online/Social Media
Online/social media includes incidents that took place on Facebook, Twitter, Instagram, Snapchat, online messaging platforms, dating apps, and more.

Academic Spaces
Academic spaces are classrooms, online learning environments, labs, advising, and academic committees.

Sporting Events
Sporting events are Division I and club-level sporting events.

Student Services
Student Services encompasses incidents at the LSC, the Plaza, Student Rec Center, non-academic settings, clubs, and organizations.

Off-Campus
Off-Campus includes incidents that took place outside of University grounds.

Special Events
Special Events include guest speakers, banquets, demonstrations, or non-athletic university events.

NUMBER OF REPORTS BY LOCATION

BIAS LOCATION	NUMBER OF REPORTS
On Campus With No Identifiable Space	64
Residential Spaces	57
Online/Social Media	40
Academic Spaces	24
Student Services	15
Off Campus	15
Special Events	0
Sporting Events	0

Based from the total number of reports during academic year (219).